

Mag Tac Toe Game Instructions




Game Objective: To rebuild the MagKube while scoring more points than your opponent

The Game Pieces:

Center Piece
The MagKube is built
around this piece

Edge Piece
Markings on 2 sides
Each player gets 6


Corner Piece
Markings on 3 sides
Each player gets 4



Starting the game: Place the black center piece on the table.


The pieces are divided between X's and O's and given to each player.

Player 1 places a piece onto one of the faces of the center piece*



* The first piece played must always be a Face Piece since only faces properly connect to the center piece. After that, any piece can be played in any APPROPRIATE spot

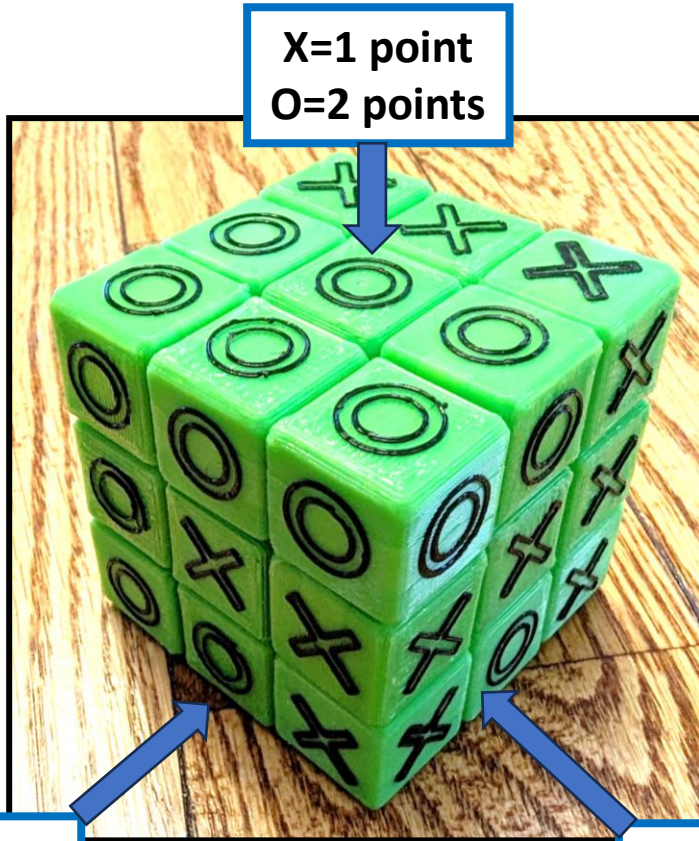
Gameplay : The players take turns placing a piece onto an APPROPRIATE* spot on the MagKube, attempting to either block their opponent from connecting 3 of their pieces in a straight line OR to connect (or position themselves to connect) 3 of their own pieces in a straight line.



* Faces must be played at face positions, edges at edge positions and corners at corner positions

Scoring : Once the MagKube is assembled, each face is counted for points, 1 point for every 3 in a row.

If both players do not have 3 in a row on a given face, 1 point is given to the player with the most pieces on that face.



X=1 point
O=2 points

X=0 points
O=2 points

X=3 points
O=2 points



Since no player has 3 in a row on this face, X gets 1 point for having the most pieces on this face.



Have fun playing!

Visit our website to check out our other products



**Learning
that *sticks*.**

www.TheMagneticLearningCompany.com